



WISDOM AFTER ONE YEAR

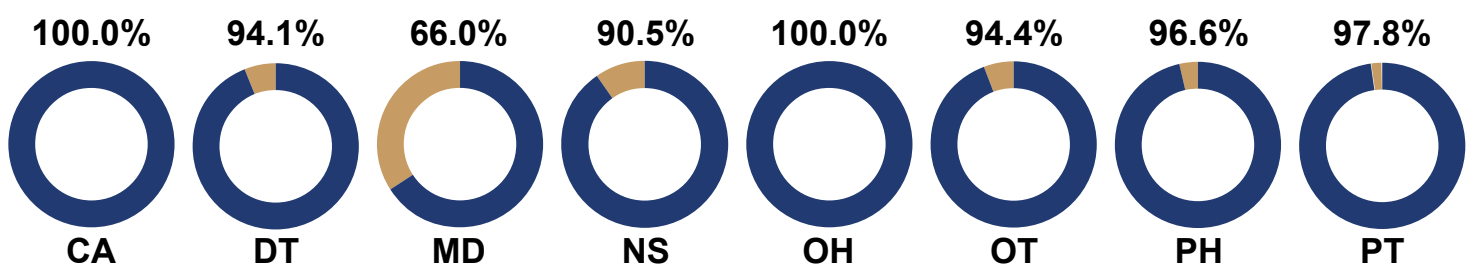
Dear [first name][surname]

Thank you for participating in the 2018 follow-up survey of the **WiSDOM cohort study**. We are pleased to share a few highlights with you from our first follow-up survey. We also want to let you know that we are planning a very short 2019 follow-up survey, which you will receive during October 2019.

2018 Survey Sound Bites

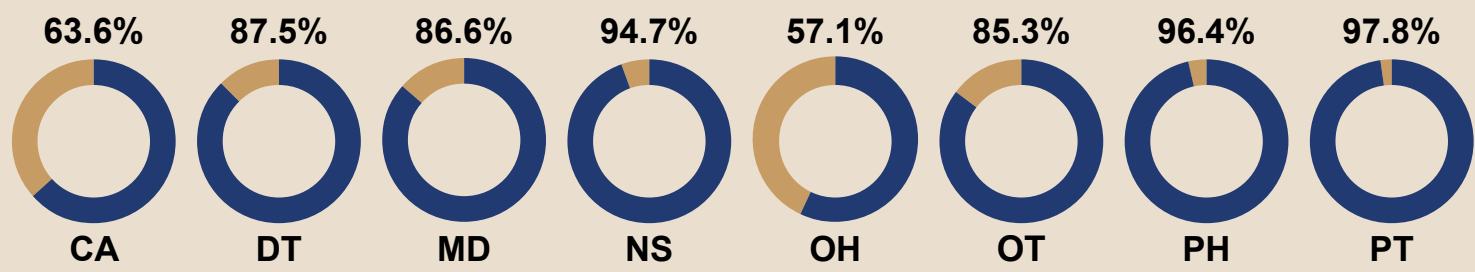
Survey completion rate

We obtained an overall response of **79.6%** - More women (**82.3%**) completed the survey compared to men (**72.9%**)



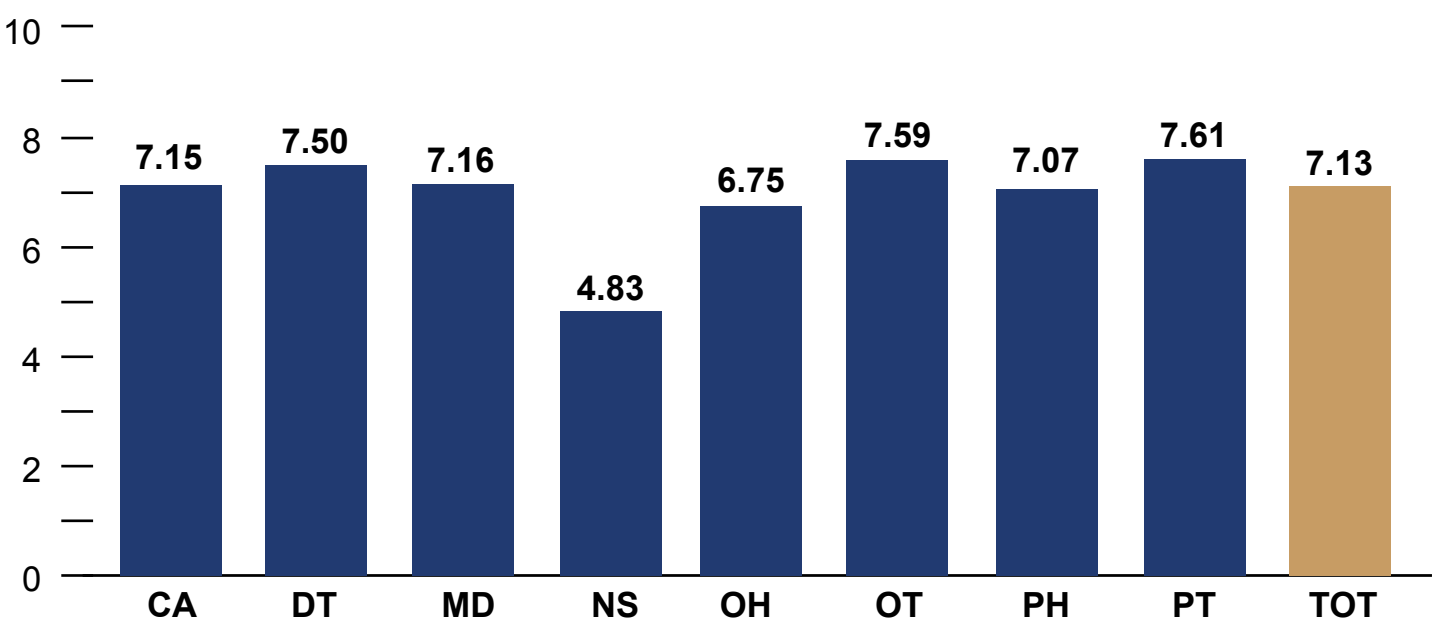
Work status of WiSDOM members, December 2018

The vast majority of WiSDOM cohort members (**86.5%**) were working in the health profession in which they graduated- but this was the case for **57.1%** of oral hygienists and **63.6%** of clinical associates.



Overall job satisfaction

Your overall job satisfaction is encouraging at a score of **7.13** out of 10. Nurses rated their job satisfaction at only **4.83** out of 10, with physiotherapists and occupational therapists reporting the highest overall job satisfaction scores.



Legend:

CA=clinical associate; DT=dentist; MD=medical doctor; NS=nurse; OH=oral hygienist; OT=occupational therapist; PH=pharmacist; PT=physiotherapist

The WiSDOM Research Team | <http://www.wits.ac.za/hrhsarchi/>

